




GROWTH IS NATURAL



Unaudited Financial Results [Provisional] for the half year ended on December 31, 2010

(Rs. in Lacs except per share data)

Particulars	For the Quarter ended (31/12/2010)	Corresponding Quarter ended in the previous year (31/12/2009)	For the Half Year ended (31/12/2010)	Corresponding Half Year ended in the previous year (31/12/2009)	Previous accounting year ended (30/06/2010)	Key Financial Growth
	Stand alone					
	Unaudited	Unaudited	Unaudited	Unaudited	Audited	
1 a. Net Sales / Income from Operations	5,356.80	2,567.67	7,679.55	3,290.51	18,977.35	 Revenue Growth 131%
b. Other Income	116.03	59.53	232.58	136.47	381.49	
Total	5,472.83	2,627.20	7,912.13	3,426.98	19,358.84	
2 Expenditure	3,933.22	2,226.32	6,003.22	3,042.99	13,768.40	
a. (Increase) / Decrease in stock-in-trade	(1,120.43)	(525.10)	(1,922.34)	(568.92)	(365.56)	
b. Consumption of raw materials	3,560.32	1,778.87	5,475.42	2,131.88	9,001.95	
c. Personnel Expenses	258.12	202.71	515.80	378.30	759.55	
d. Selling & Distribution Expenses	1,008.82	558.07	1,457.86	765.05	3,486.00	
e. Depreciation	43.18	35.51	79.46	68.56	130.58	
f. Other expenditure	183.21	176.26	397.02	268.12	755.87	
3 Profit before Financial Charges and Tax (1-2)	1,539.61	400.88	1,908.91	383.99	5,590.44	 Operating Profit Growth 339%
4 Financial Charges	5.47	5.98	25.23	45.86	56.69	
5 Profit after Financial Charges but before Tax (3-4)	1,534.14	394.90	1,883.68	338.13	5,533.75	
6 Tax expense						
a. Current Tax	503.32	104.41	615.00	104.56	1,865.00	
b. Deferred Tax					(24.52)	
7 Net Profit for the period (5-6)	1,030.82	290.49	1,268.68	233.57	3,693.27	
8 Paid-up equity share capital (Face Value of the Share Rs. 10/-)	699.57	699.57	699.57	699.57	699.57	
9 Reserve excluding Revaluation Reserves as per balance sheet of previous accounting year	-	-	-	-	7,920.53	
10 Earnings Per Share (EPS)						
a. Basic and diluted EPS excluding Exceptional Items	14.74	4.15	18.14	3.34	52.79	
b. Basic and diluted EPS with Exceptional Items	14.74	4.15	18.14	3.34	52.79	
11 Public Shareholding						 EPS Growth 443%
a. No. of shares	1,748,926	1,748,926	1,748,926	1,748,926	1,748,926	
b. Percentage of shareholding	25%	25%	25%	25%	25%	
12 Promoters and Promoters Group Shareholding						
a. Pledged/Encumbered						
- Number of shares	-	-	-	-	-	
- Percentage of shares (as a % of the total shareholding promoter and promoter group)	0%	0%	0%	0%	0%	
- Percentage of shares (as a % of the total share company)	0%	0%	0%	0%	0%	
b. Non-encumbered						
- Number of shares	5,246,774	5,246,774	5,246,774	5,246,774	5,246,774	
- Percentage of shares (as a % of the total shareholding promoter and promoter group)	100%	100%	100%	100%	100%	
- Percentage of shares (as a % of the total share capital company)	75%	75%	75%	75%	75%	

NOTES:

- The above financial results have been reviewed by the Audit Committee and approved by the Board of Directors at its meeting held on February 01, 2011.
- The Unaudited Financial Results for a period of six months has ended on 31/12/2010 as above mentioned data has undergone "Limited Review" by the Statutory Auditors of the company.
- The business of the company is seasonal. Major turnover is being generated in the last two quarters of the accounting year. This has been a trend in the previous years also.
- There was no opening backlog of investors' complaints at the beginning of the quarter and during the said quarter. However, the company had received 2 complaints and the same were resolved. Then, at the end of the quarter, there was no pending complaints.
- Previous year/current year figures have been rearranged/regrouped wherever necessary to make them comparable with the figures of the current Year.

Segment-wise Revenue and Results

(Rs. in Lacs)

Particulars	For the Quarter ended (31/12/2010)	Corresponding Quarter ended in the previous year (31/12/2009)	For the Half Year ended (31/12/2010)	Corresponding Half ended in the previous year (31/12/2009)	Previous accounting year ended (30/06/2010)
	Stand alone				
	Unaudited	Unaudited	Unaudited	Unaudited	Audited
1 Segment Revenue					
a. Domestic	5,170.47	2,247.99	7,239.63	2,779.56	15,875.48
b. Exports	186.33	319.68	439.92	510.95	3,101.87
Net sales/Income From Operations	5,356.80	2,567.67	7,679.55	3,290.51	18,977.35
2 Segment Expenditure					
a. Domestic	4,155.86	2,010.16	6,031.79	2,628.97	12,906.51
b. Exports	170.12	267.02	379.08	427.97	2,377.57
Total Expenditure	4,325.98	2,277.18	6,410.87	3,056.94	15,284.08
3. Segment Profit					
a. Domestic	1,014.61	237.83	1,207.84	150.59	2,968.97
b. Exports	16.21	52.66	60.84	82.98	724.30
Total Profit	1,030.82	290.49	1,268.68	233.57	3,693.27

Segment Capital Employed: Fixed assets used in the company's business or liabilities contracted have not been identified with any of the reportable segments, as the fixed assets and services are used interchangeably between segments. The company believes that it is not practical to provide segment information related to capital employed.

Statement of Assets and Liabilities as per Clause 41(V) of the Listing Agreement

(Rs. in Lacs)

Particulars	6 months ended As at (31/12/2010)	6 months ended As at (31/12/2009)
	Unaudited	
	Unaudited	Unaudited
1 Shareholder's Funds :		
a. Capital	699.57	699.57
b. Reserves and Surplus	9,189.21	4,664.77
2 Loan Funds	9.61	28.18
3 Deferred Tax Liability (Net)	69.75	94.27
Total	9,968.14	5,486.79
1 Fixed Assets	957.98	768.92
2 Investments	3,189.51	3,818.00
3 Current Assets, Loans and Advances		
a. Inventories	2,569.91	886.65
b. Sundry Debtors	600.83	299.02
c. Cash and Bank balances	1,340.97	703.01
d. Other current assets	9.67	0.00
e. Loans and Advances	5,507.23	2,375.77
	10,028.60	4,264.45
Less: Current Liabilities and Provisions	3,416.60	3,032.72
a. Liabilities	791.36	331.86
b. Provisions	4,207.96	3,364.58
Net Current Assets	5,820.65	899.87
Total	9,968.14	5,486.79

Ahmedabad
February 01, 2011

By Order of the Board
for, **Symphony Limited**
Achal Bakeri
Chairman & Managing Director

natural cooling

Symphony

Manufacturing Residential, Commercial and Industrial Air Coolers. Available in 54 countries across the globe.

Symphony Limited, 'Saumya', Bakeri Circle, Navrangpura, Ahmedabad - 380 014, India. www.symphonylimited.com