




GROWTH IS NATURAL



Unaudited Financial Results [Provisional] for the quarter ended on March 31, 2011

(Rs. in Lacs except per share data)

Particulars	For the Quarter ended (31/03/11)	Corresponding Quarter ended in the previous year (31/03/10)	Year to date figures for the current period of 9 months ended (31/03/11)	Year to date figures for the previous period of 9 months ended (31/03/10)	Previous accounting year ended (30/06/10)	9 Months Performance
	Stand alone					
	Unaudited	Unaudited	Unaudited	Unaudited	Audited	
1 a. Net Sales / Income from Operations	9,855.53	6,960.64	17,535.08	10,251.15	18,977.35	 <p>Revenue Growth 71%</p>  <p>Operating Profit Growth 94%</p>  <p>EPS Growth 99%</p>
b. Other Income	105.72	65.89	338.30	202.36	381.49	
Total	9,961.25	7,026.53	17,873.38	10,453.51	19,358.84	
2 Expenditure	6,893.99	4,854.01	12,897.21	7,931.83	13,768.39	
a. (Increase) / Decrease in stock-in-trade	(675.15)	(439.90)	(2,597.49)	(1,008.82)	(365.56)	
b. Consumption of raw materials	5,423.91	3,707.70	10,899.33	5,828.68	9,001.95	
c. Personnel Expenses	265.68	210.84	781.48	590.56	759.55	
d. Selling & Distribution Expenses	1,614.56	1,189.12	3,072.42	1,944.34	3,486.00	
e. Depreciation	46.78	38.79	126.24	107.35	130.58	
f. Other expenditure	218.21	147.46	615.23	469.72	755.87	
3 Profit before Financial Charges and Tax (1-2)	3,067.26	2,172.52	4,976.17	2,521.68	5,590.45	
4 Financial Charges	8.17	4.00	33.40	15.03	56.70	
5 Profit after Financial Charges but before exceptional items and tax (3-4)	3,059.09	2,168.52	4,942.77	2,506.65	5,533.75	
6 Exceptional Items	-	-	-	-	-	
7 Tax expense	-	-	-	-	(24.52)	
a. Current Tax	1,006.57	731.39	1,621.57	835.95	1,865.00	
b. Deferred Tax	-	-	-	-	-	
8 Net Profit for the period (5-6-7)	2,052.52	1,437.13	3,321.20	1,670.70	3,693.27	
9 Paid-up equity share capital (Face Value of the Share Rs. 10/-)	699.57	699.57	699.57	699.57	699.57	
10 Reserve excluding Revaluation Reserves as per balance sheet of previous accounting year	-	-	-	-	7,920.53	
11 Earnings Per Share (EPS)	29.34	20.54	47.47	23.88	52.79	
12 Public Shareholding	-	-	-	-	-	
a. No. of shares	1,748,926	1,748,926	1,748,926	1,748,926	1,748,926	
b. Percentage of shareholding	25%	25%	25%	25%	25%	
13 Promoters and Promoters Group Shareholding	-	-	-	-	-	
a. Pledged / Encumbered	-	-	-	-	-	
- Number of shares	-	-	-	-	-	
- Percentage of shares (as a % of the total shareholding of promoter and promoter group)	0%	0%	0%	0%	0%	
- Percentage of shares (as a % of the total share capital of the company)	0%	0%	0%	0%	0%	
b. Non-encumbered	-	-	-	-	-	
- Number of shares	5,246,774	5,246,774	5,246,774	5,246,774	5,246,774	
- Percentage of shares (as a % of the total shareholding of promoter and promoter group)	100%	100%	100%	100%	100%	
- Percentage of shares (as a % of the total share capital of the company)	75%	75%	75%	75%	75%	

NOTES:

- The above financial results have been reviewed by the Audit Committee and approved by the Board of Directors at its meeting held on April 11, 2011.
- The Unaudited Financial Results for period of nine months ended on March 31, 2011 as above have undergone "Limited Review" by the Statutory Auditors of the Company.
- The company has increased its stake in Sylvan Holdings Pte Ltd, Singapore from 49% to 100% with effect from April 1, 2011. Sylvan Holdings Pte Ltd, in turn, holds 99.97% and Symphony Air cooler Inc., USA holds balance 0.03% stake in Impco S.de R. L. de C.V., Mexico (Impco, Mexico). Thus, the company holds 100% equity stake in Impco, Mexico. The financials as on June 30, 2011 and thereafter will be consolidated inclusive of financials of Sylvan Holdings Pte Ltd., now onwards 100% subsidiary company and also 100% step-down subsidiary, Impco, Mexico as well as Impco Air coolers Inc., USA (100% step down subsidiary of Impco, Mexico).
- The business of the company is seasonal. Major turnover is being generated in the last two quarters of the accounting year. This has been trend in the earlier years also.
- The company has made an Income Tax provision of Rs.1621.57 Lacs on proportionate basis for the period of nine months ended on March 31, 2011. The Company's financial year ends on June 30th.
- There was no opening backlog of investors' complaints at the beginning of the quarter and during the said quarter, the company had not received any complaint. At the end of the quarter, there was no pending complaint.
- Previous year / Current year figures have been rearranged / regrouped wherever necessary to make them comparable with the figures of the Current Year.

Segment-wise Revenue and Results

(Rs. in Lacs)

Particulars	For the Quarter ended (31/03/11)	Corresponding Quarter ended in the previous year (31/03/10)	Year to date figures for the current period of 9 months ended (31/03/11)	Year to date figures for the previous period of 9 months ended (31/03/10)	Previous accounting year ended (30/06/10)
	Stand alone				
	Unaudited	Unaudited	Unaudited	Unaudited	Audited
1 Segment Revenue	-	-	-	-	-
a. Domestic	8,084.85	5,897.53	15,324.48	8,677.09	15,875.48
b. Exports	1,770.68	1,063.11	2,210.60	1,574.06	3,101.87
Net sales/Income From Operations	9,855.53	6,960.64	17,535.08	10,251.15	18,977.35
2 Segment Expenditure	-	-	-	-	-
a. Domestic	6,462.62	4,674.54	12,494.41	7,303.51	12,906.51
b. Exports	1,340.39	848.97	1,719.47	1,276.94	2,377.57
Total Expenditure	7,803.01	5,523.51	14,213.88	8,580.45	15,284.08
3 Segment Profit	-	-	-	-	-
a. Domestic	1,622.23	1,222.99	2,830.07	1,373.58	2,968.97
b. Exports	430.29	214.14	491.13	297.12	724.30
Total Profit	2,052.52	1,437.13	3,321.20	1,670.70	3,693.27

Segment Capital Employed: Fixed assets used in the company's business or liabilities contracted have not been identified with any of the reportable segments, as the fixed assets and services are used interchangeably between segments. The company believes that it is not practical to provide segment information related to capital employed.

Ahmedabad
April 11, 2011

By Order of the Board
for, Symphony Limited
Achal Bakeri
Chairman & Managing Director

natural cooling

Symphony

World's Largest Air Cooler Company. Manufacturing Residential, Commercial and Industrial Air Coolers in India and North America. Available in 54 Countries.

Symphony Limited, 'Saumya', Bakeri Circle, Navrangpura, Ahmedabad - 380 014, India. www.symphonylimited.com