

# GROWTH IS NATURAL





## SYMPHONY LIMITED

### PART I


(₹ in Lacs)

#### Statement of Standalone Unaudited Financial Results for the Quarter and Nine Months ended March 31, 2013

Quarter Ended (Unaudited)			Particulars	Nine Months Ended (Unaudited)		Year Ended (Audited)	9 Months Performance
31/03/2013	31/03/2012	31/12/2012		31/03/2013	31/03/2012	30/06/2012	
<b>8,518</b>	<b>7,798</b>	<b>8,767</b>	<b>1 Income from operations</b>	<b>19,716</b>	<b>16,293</b>	<b>25,005</b>	<b>Gross Revenue Growth</b>  <b>24%</b>
264	174	445	a. Net sales / income from operations (Net of excise duty)	1,028	469	767	
<b>8,782</b>	<b>7,972</b>	<b>9,212</b>	b. Operating and Other income	<b>20,744</b>	<b>16,762</b>	<b>25,772</b>	
4,224	3,017	4,428	<b>2 Expenses</b>	9,411	5,709	8,161	<b>EBIDTA Growth</b>  <b>19%</b>
(479)	566	(137)	a. Cost of materials consumed and purchase of traded goods	(122)	1,947	3,121	
473	406	537	b. Changes in inventories of finished goods, work-in-progress and stock-in-trade	1,389	1,116	1,498	
31	43	33	c. Employee benefits expenses	104	139	169	
1,520	1,273	1,455	d. Depreciation and amortisation expense	3,540	2,880	4,697	
516	314	465	e. Selling and distribution expense	1,190	726	1,157	
<b>6,285</b>	<b>5,619</b>	<b>6,781</b>	f. Other expenses	<b>15,512</b>	<b>12,517</b>	<b>18,803</b>	
<b>2,497</b>	<b>2,353</b>	<b>2,431</b>	<b>Total expenses</b>	<b>5,232</b>	<b>4,245</b>	<b>6,969</b>	
(5)	(246)	60	<b>3 Profit from operations before foreign exchange fluctuation, finance costs and exceptional items (1-2)</b>	(38)	61	76	
<b>2,492</b>	<b>2,107</b>	<b>2,491</b>	4 Foreign Exchange Fluctuation Gain / (Loss)	<b>5,194</b>	<b>4,306</b>	<b>7,045</b>	
9	18	2	<b>5 Profit from operations before finance costs and exceptional items (3+4)</b>	17	47	67	
<b>2,483</b>	<b>2,089</b>	<b>2,489</b>	6 Finance costs	<b>5,177</b>	<b>4,259</b>	<b>6,978</b>	
-	-	-	<b>7 Profit after finance costs but before exceptional items (5-6)</b>	-	-	-	
<b>2,483</b>	<b>2,089</b>	<b>2,489</b>	8 Exceptional items	<b>5,177</b>	<b>4,259</b>	<b>6,978</b>	
683	593	816	<b>9 Profit before tax (7-8)</b>	<b>5,177</b>	<b>4,259</b>	<b>6,978</b>	
<b>1,800</b>	<b>1,496</b>	<b>1,673</b>	10 Tax Expenses (Including Deferred Tax)	1,499	1,192	1,944	
700	700	700	<b>11 Net Profit after tax (9-10)</b>	<b>3,678</b>	<b>3,067</b>	<b>5,034</b>	
-	-	-	12 Paid-up Equity Share Capital (Face Value ₹ 2/- per share)	700	700	700	
<b>5.14</b>	<b>4.28</b>	<b>4.78</b>	13 Reserves excluding Revaluation Reserve as per Balance Sheet of previous accounting year	-	-	14,399	
			<b>14 Earning Per Share (of ₹ 2/- each) (not annualised)</b>	<b>10.51</b>	<b>8.77</b>	<b>14.39</b>	
			Basic and diluted				

### PART II

#### Select Information for the Quarter and Nine Months ended March 31, 2013

PARTICULARS OF SHAREHOLDING						PBT Growth  <b>22%</b>
8,744,630	8,744,630	8,744,630	8,744,630	8,744,630	8,744,630	
25%	25%	25%	25%	25%	25%	
-	-	-	-	-	-	
-	-	-	-	-	-	
-	-	-	-	-	-	
26,233,870	26,233,870	26,233,870	26,233,870	26,233,870	26,233,870	
100%	100%	100%	100%	100%	100%	
75%	75%	75%	75%	75%	75%	
				Quarter Ended on 31/03/2013		
				NIL		
				NIL		
				NIL		
				NIL		

#### NOTES:

- The above financial results have been reviewed by the Audit Committee and approved by the Board of Directors at their meeting held on April 30, 2013.
- The statutory auditors of the company have carried out limited review of the financial results for the quarter / nine months ended on March 31, 2013.
- Sylvan Holdings Pte. Ltd., the Singapore based wholly-owned subsidiary of Symphony Limited, is a thinly capitalized company with capital of US \$ 0.65 million. Sylvan proposes to increase its share capital up to US \$ 5.15 million, which Symphony has decided to subscribe fully in different tranches by June 2013. These proceeds are meant to be used towards share subscription/loan of/to its subsidiary Impco S De R.L. de CV, Mexico, for its business needs.
- Previous period figures have been rearranged/regrouped wherever necessary to make them comparable with the figures of the current period.

#### Segmentwise Revenue and Results

(₹ in Lacs)

Quarter Ended (Unaudited)			Particulars	Nine Months Ended (Unaudited)		Year Ended (Audited)
31/03/2013	31/03/2012	31/12/2012		31/03/2013	31/03/2012	30/06/2012
7,242	6,449	8,497	<b>1 Segment Revenue</b>	<b>17,804</b>	<b>13,654</b>	<b>20,909</b>
1,276	1,349	270	a. Domestic	1,912	2,639	4,096
<b>8,518</b>	<b>7,798</b>	<b>8,767</b>	b. Exports	<b>19,716</b>	<b>16,293</b>	<b>25,005</b>
			<b>Net Sales / Income from Operations</b>			
1,375	1,304	1,650	<b>2 Segment Profit (See Note 2)</b>	<b>3,170</b>	<b>2,481</b>	<b>3,920</b>
425	192	23	a. Domestic	508	586	1,114
<b>1,800</b>	<b>1,496</b>	<b>1,673</b>	b. Exports	<b>3,678</b>	<b>3,067</b>	<b>5,034</b>
			<b>Total Profit</b>			

#### NOTES:

- The company is operating in one segment i.e. Home Appliances. Therefore, reporting on primary segment is not considered. Secondary segment i.e. Geographical segment is provided for the quarter and nine months ended on March 31, 2013.
- Segment Profit for the quarter and nine months ended on March 31, 2013 includes foreign exchange fluctuation gain amounting to ₹ 6.37 lacs and ₹ 13.74 lacs respectively on Export Receivables (the corresponding quarter and nine months ended March 31, 2012 ₹ (146.87) lacs and ₹ (125.99) lacs respectively).
- Segment Capital Employed:  
Fixed assets used in the company's business or liabilities contracted have not been identified with any of the reportable segments, as the fixed assets and services are used interchangeably between segments. The company believes that it is currently not practical to provide segment disclosures relating to Capital employed.

By order of the Board  
for, **Symphony Limited**

**Achal Bakeri**  
Chairman & Managing Director

Ahmedabad  
April 30, 2013

natural cooling

**Symphony®**

World's largest manufacturer of Residential, Commercial and Industrial Air Coolers. Available in more than 60 countries.

**Symphony Limited**, 'Saumya', Bakeri Circle, Navrangpura, Ahmedabad - 380 014, India. [www.symphonylimited.com](http://www.symphonylimited.com)

Our Global Brands:



**DiET**

**h!COOL**

winter

**SUMO**

**JUMBO**

**Kaizen**

**Arctic Circle**

**Master Cool**